

Scaled data based on original data using
LM-79-08 Approved Method: Electrical and Photometric Measurements of Solid-
State Lighting Products

Test Report Prepared for
Cooper Lighting Solutions
(formerly Eaton)

Brand: INVUE

Report Number: P162431

Luminaire Tested: **ECM-F01-LED-E1-SL3-HSS-7030**

Issue Date: 03/03/2020

Test Information

Test Method: LM-79-08
Report Number: P162431
REPORT IS SCALED FROM IESNA LM-79-08 TEST DATA (P33727)
Test Lab: INNOVATION CENTER-P3
Issue Date: 03/03/2020
Manufacturer: COOPER LIGHTING SOLUTIONS (FORMERLY EATON)
Product Line: INVUE
Catalog Number: ECM-F01-LED-E1-SL3-HSS-7030
Description: EPIC CLASSICAL MEDIUM DECORATIVE LED LUMINAIRE
(1) LIGHTBARS WITH AccuLED OPTICS - TYPE 3 W/ SPILL LIGHT CONTROL AND HOUSE SIDE SHIELD
Light Source: (7) 3000K CCT, 70 CRI LEDs
Ballast/Driver: -

Summary

Lumens per Lamp: N/A
Luminaire Lumens: 1242.9 lumens
Efficiency: N/A
Efficacy: 48.0 lumens/watt
Luminous Opening: Rectangular w/ Sides (W: 0.17' x L: 1' x H: 0.1')
IES Classification: Type III - Short - Non-Cutoff
BUG Rating: B0 - U0 - G1

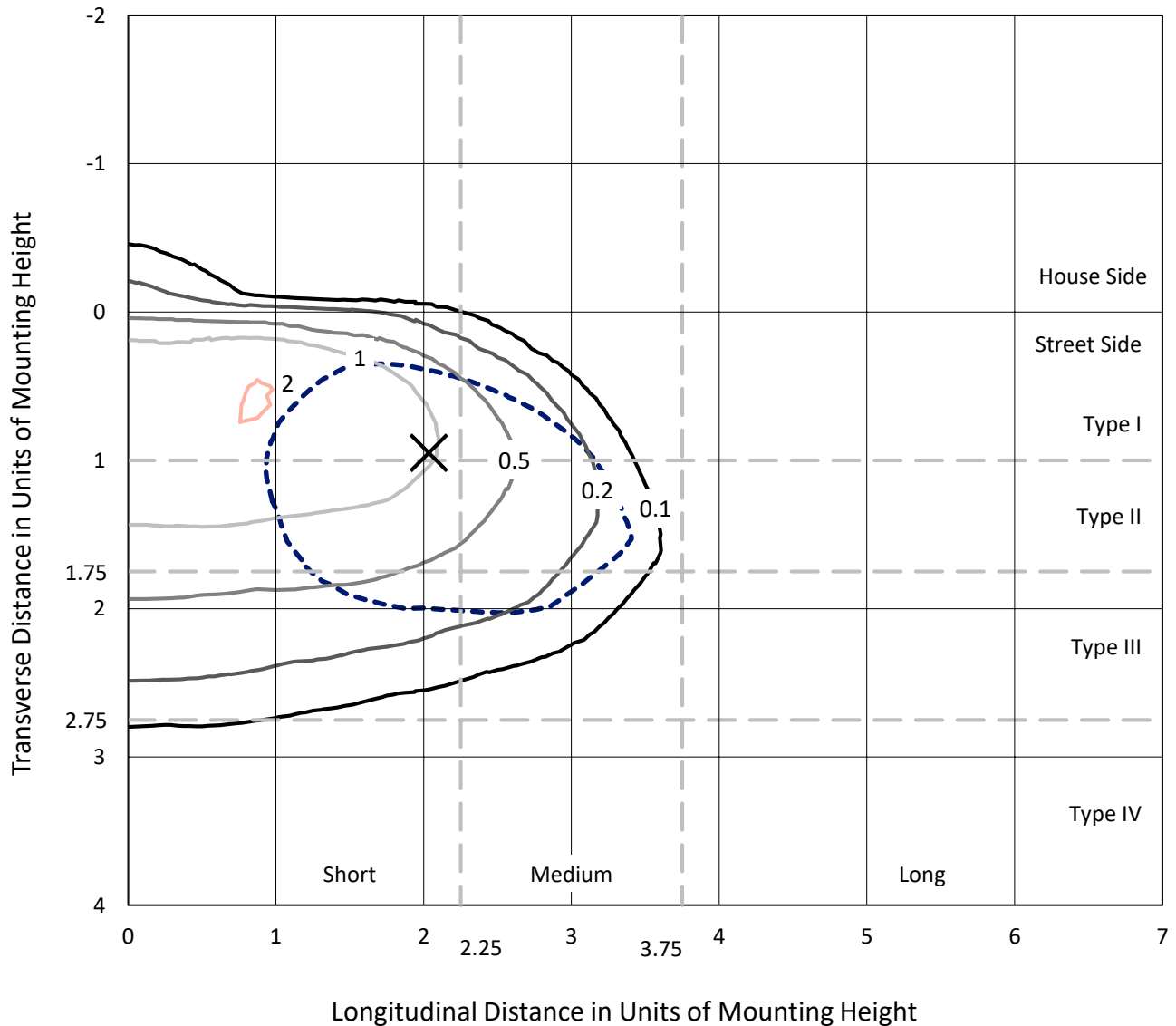
Input Watts (W): 25.9
Input Voltage (V): NR
Input Current (Ain): NR
Voltage Rise (V): NR
Power Factor: NR
Total Harmonic Distortion (THDi): NR
Frequency (hertz): 60
Stabilization Time: NR
Operation Time: NR
Ambient Temperature (°C): NR
Test Distance: 25 FT



REPORT NUMBER: P162431
 CATALOG NUMBER: ECM-F01-LED-E1-SL3-HSS-7030

Iso-Footcandle Lines of Horizontal Illumination

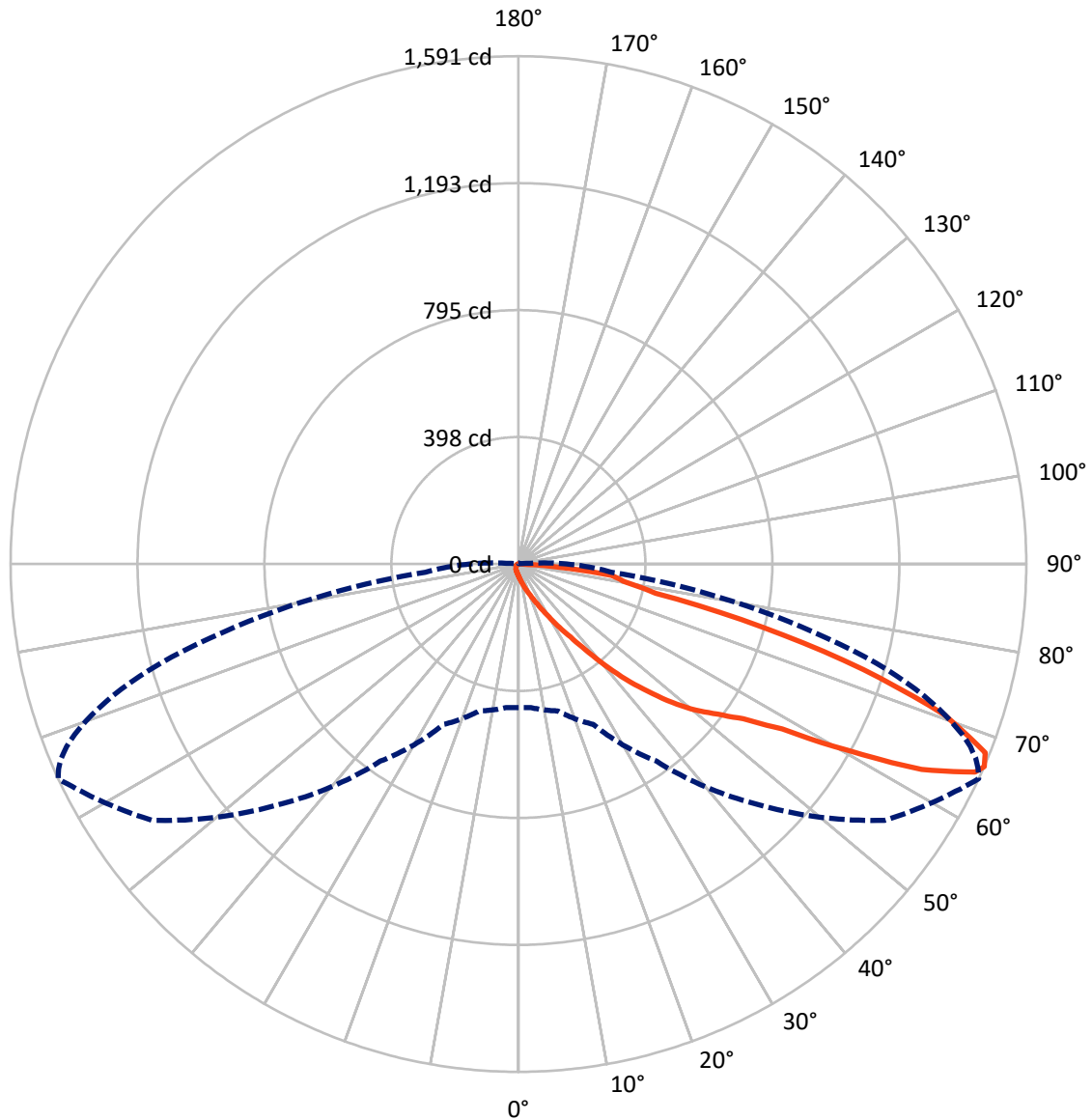
✕ Max cd
 - - - 1/2 Max cd



Based on 10 foot mounting height. Maximum calculated value = 2.1 fc
 Type III - Short - Non-Cutoff

REPORT NUMBER: P162431
CATALOG NUMBER: ECM-F01-LED-E1-SL3-HSS-7030

Luminous Intensity Polar Plot



— Vertical Plane Through 65-Deg Lateral - - - Horizontal Cone Through 66-Deg Vertical

REPORT NUMBER: P162431

CATALOG NUMBER: ECM-F01-LED-E1-SL3-HSS-7030

FLUX DISTRIBUTION:

		Downward	Upward	Total
House Side	Lumens	26.9	0.0	26.9
	% Fixture	2.2	0.0	2.2
Street Side	Lumens	1216.0	0.0	1216.0
	% Fixture	97.8	0.0	97.8
Total	Lumens	1242.9	0.0	1242.9
	% Fixture	100.0	0.0	100.0

Coefficient of Utilization

ZONAL LUMENS:

Zone	Lumens	% Fixture
0°-10°	4.2	0.3
10°-20°	17.8	1.4
20°-30°	38.4	3.1
30°-40°	82.0	6.6
40°-50°	181.4	14.6
50°-60°	307.4	24.7
60°-70°	410.2	33.0
70°-80°	180.7	14.5
80°-90°	20.8	1.7
90°-100°	0.0	0.0
100°-110°	0.0	0.0
110°-120°	0.0	0.0
120°-130°	0.0	0.0
130°-140°	0.0	0.0
140°-150°	0.0	0.0
150°-160°	0.0	0.0
160°-170°	0.0	0.0
170°-180°	0.0	0.0
0°-90°	1242.9	100.0
0°-180°	1242.9	100.0



REPORT NUMBER: P162431

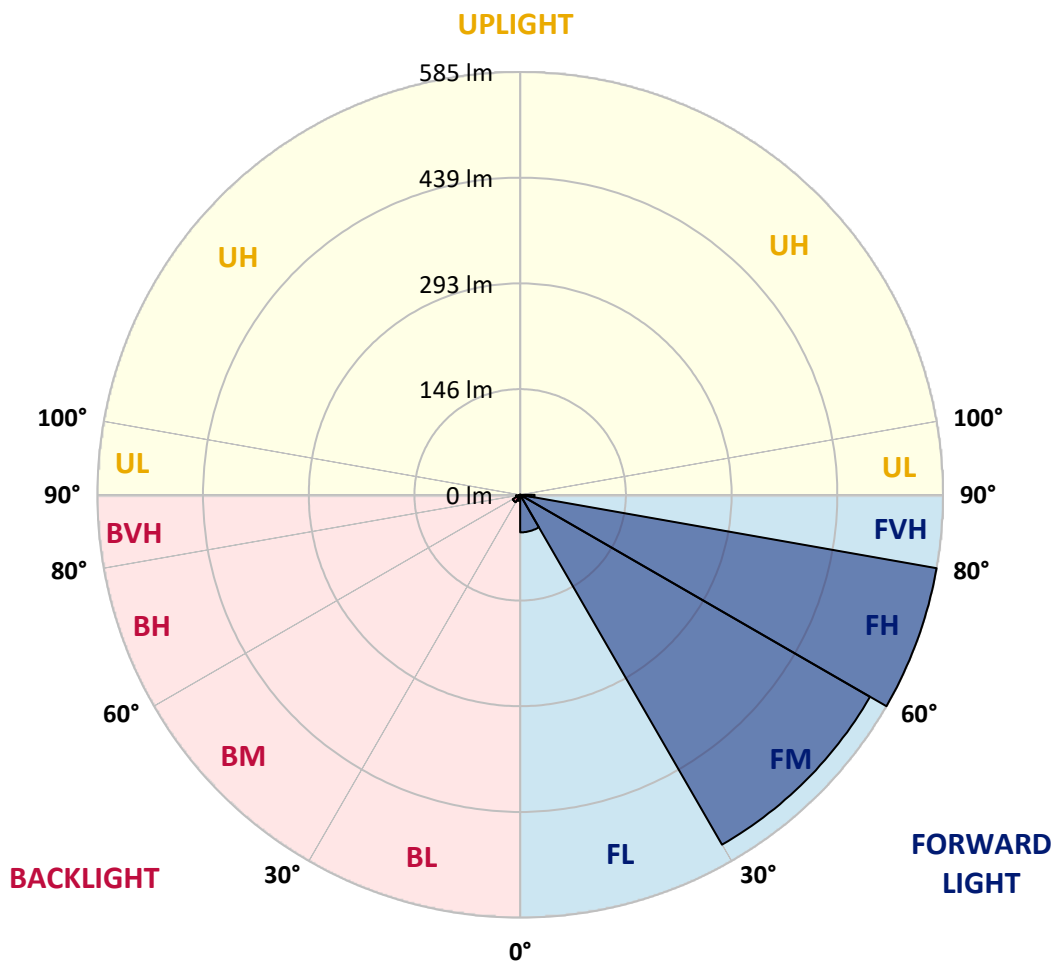
CATALOG NUMBER: ECM-F01-LED-E1-SL3-HSS-7030

LUMINAIRE CLASSIFICATION SYSTEM LUMEN TABLE AND BUG RATING:

Zone		Lumens	% Fixture	Zone Rating/Lumen Limit		
				B	U	G
FL	(0°-30°)	51.9	4.2			
FM	(30°-60°)	559.0	45.0			
FH	(60°-80°)	585.1	47.1			G0/660
FVH	(80°-90°)	20.0	1.6			G1/100
BL	(0°-30°)	8.5	0.7	B0/110		
BM	(30°-60°)	11.8	1.0	B0/220		
BH	(60°-80°)	5.8	0.5	B0/110		G0/110
BVH	(80°-90°)	0.8	0.1			G0/10
UL	(90°-100°)	0.0	0.0		U0/0	
UH	(100°-180°)	0.0	0.0		U0/0	

BUG Rating: B0-U0-G1

Type III Short





REPORT NUMBER: P162431

CATALOG NUMBER: ECM-F01-LED-E1-SL3-HSS-7030

CANDELA DISTRIBUTION (FULL):

	0°	5°	15°	25°	35°	45°	55°	65°	66°	67°	68°
0°	37.5	37.5	37.5	37.5	37.5	37.5	37.5	37.5	37.5	37.5	37.5
2.5°	47.3	47.1	46.1	46.1	44.7	43.7	42.5	41.3	41.3	41.1	40.9
5°	62.6	61.2	60.9	58.3	56.1	53.1	50.2	46.3	45.9	45.4	45.2
7.5°	79.6	79.3	77.2	74.1	69.8	64.0	58.3	52.1	51.1	50.7	49.7
10°	101.6	100.4	97.5	92.2	85.8	78.1	68.8	59.0	57.8	56.9	56.4
12.5°	122.6	120.4	118.8	112.1	104.0	92.7	81.5	67.4	66.4	65.2	63.3
15°	142.2	140.3	137.4	131.7	122.6	108.5	95.4	78.1	75.8	74.1	72.6
17.5°	157.5	156.3	152.9	146.5	136.7	124.3	108.5	89.1	87.2	85.1	82.4
20°	172.0	170.4	165.1	156.3	145.8	136.2	124.0	103.5	100.8	98.2	95.4
22.5°	185.9	184.2	175.6	161.1	149.8	145.8	141.4	119.7	115.7	113.5	110.6
25°	205.3	201.7	188.3	165.1	150.1	153.2	160.6	140.7	136.9	133.8	129.3
27.5°	231.3	226.5	205.5	171.1	151.0	161.3	182.6	166.3	162.3	158.7	153.6
30°	260.7	257.6	232.5	185.4	158.0	173.2	207.2	198.8	194.0	189.7	183.7
32.5°	290.3	286.0	261.2	212.7	176.6	196.4	238.0	236.6	230.3	226.3	219.8
35°	316.4	314.2	295.8	257.4	219.1	237.1	279.1	280.8	275.3	271.0	263.8
37.5°	334.1	334.1	330.5	305.4	286.7	300.1	339.5	339.8	334.3	324.5	320.9
40°	343.1	345.8	358.7	363.4	362.5	379.7	418.9	414.6	410.0	405.0	393.1
42.5°	361.8	364.2	391.6	424.6	446.1	468.8	495.8	494.4	488.9	479.8	468.8
45°	393.3	396.4	429.2	481.5	525.7	558.0	575.2	568.5	563.0	554.4	548.6
47.5°	433.5	439.4	476.5	541.2	594.5	647.8	665.7	648.1	643.3	636.6	627.2
50°	476.2	482.0	521.4	595.5	655.7	719.3	749.1	719.3	712.3	710.2	699.7
52.5°	513.3	518.0	556.0	637.3	702.5	777.1	820.6	781.1	776.1	768.9	761.3
55°	535.3	539.1	574.7	657.4	734.3	829.2	889.6	855.0	847.6	844.7	833.7
57.5°	542.7	546.5	578.5	660.0	751.5	876.7	973.5	974.7	965.9	955.6	952.2
60°	542.7	547.0	574.0	653.5	768.2	927.4	1085.3	1185.0	1165.9	1164.0	1151.8
62.5°	520.2	524.3	551.5	633.7	790.7	995.7	1241.1	1417.0	1411.5	1399.1	1379.0
65°	471.4	473.9	500.6	583.1	782.1	1058.6	1376.1	1571.4	1562.5	1538.1	1512.4
66°	449.5	451.4	476.5	554.1	753.9	1067.2	1400.0	1590.7	1576.1	1555.6	1526.5
67.5°	417.7	421.0	438.7	500.4	686.3	1037.3	1385.0	1577.1	1564.4	1539.6	1510.4
70°	278.9	276.5	338.8	384.0	522.8	845.2	1242.6	1416.1	1416.3	1404.6	1392.9
72.5°	132.4	133.8	152.0	236.3	342.2	564.6	989.0	1130.3	1146.5	1125.5	1110.9
75°	95.1	97.3	108.2	144.6	204.1	338.8	641.1	790.5	790.9	753.7	720.4
77.5°	27.7	28.9	40.6	89.1	152.9	228.7	368.2	439.4	429.2	402.4	377.3
80°	11.5	11.5	11.9	28.4	61.4	155.3	257.6	338.4	337.2	326.9	312.1
82.5°	4.3	4.5	5.7	11.7	14.6	38.2	171.8	293.7	293.0	278.4	267.9
85°	0.5	0.5	1.4	5.0	5.5	7.2	34.4	129.5	128.8	129.5	113.5
87.5°	0.0	0.0	0.3	0.5	0.7	1.0	1.4	5.0	5.5	5.3	4.8
90°	0.0	0.0	0.0	0.0	0.0	0.0	0.0	0.0	0.0	0.0	0.0



REPORT NUMBER: P162431

CATALOG NUMBER: ECM-F01-LED-E1-SL3-HSS-7030

CANDELA DISTRIBUTION (continued):

	69°	70°	71°	72°	73°	74°	75°	76°	77°	78°	79°
0°	37.5	37.5	37.5	37.5	37.5	37.5	37.5	37.5	37.5	37.5	37.5
2.5°	40.9	40.4	40.4	40.1	40.1	40.1	39.9	39.7	39.7	39.4	39.2
5°	44.7	44.2	44.0	43.5	43.3	43.0	42.5	42.3	41.8	41.6	41.3
7.5°	49.2	48.3	48.0	47.3	46.6	46.1	45.6	44.9	44.4	43.5	43.3
10°	55.0	53.8	52.8	51.8	51.1	49.9	49.2	48.3	47.3	46.6	45.9
12.5°	62.4	60.7	59.3	58.3	56.6	55.2	53.8	53.1	51.1	50.2	49.0
15°	70.5	68.6	66.9	65.0	63.8	61.4	59.5	57.4	56.4	54.7	52.8
17.5°	81.0	77.9	75.3	73.4	71.0	68.6	66.4	64.3	61.4	59.5	57.1
20°	92.2	89.6	86.0	82.7	79.8	76.9	73.8	71.0	68.3	65.2	62.4
22.5°	106.6	102.7	98.4	95.1	91.3	88.2	83.9	80.0	75.8	71.7	68.3
25°	124.7	119.7	115.7	110.9	106.3	101.6	96.3	91.5	86.0	82.2	76.5
27.5°	147.2	142.4	136.9	130.7	126.2	119.0	112.1	106.1	99.7	93.7	87.2
30°	175.9	168.9	163.2	157.2	148.2	141.2	133.1	125.0	116.1	110.2	100.4
32.5°	210.3	202.9	194.3	185.7	177.3	167.5	157.5	147.4	137.6	126.6	116.6
35°	252.3	243.5	233.7	224.4	211.5	201.0	188.3	174.4	163.4	150.8	138.1
37.5°	308.0	293.4	284.8	275.0	257.6	243.3	229.2	215.3	195.9	182.6	164.6
40°	377.8	369.2	355.1	339.3	323.5	304.7	285.6	267.1	244.7	226.0	205.3
42.5°	459.8	447.1	432.7	410.0	394.0	371.8	350.1	325.7	298.2	274.3	249.9
45°	536.7	521.6	510.7	488.0	471.2	444.9	418.6	392.8	361.1	330.2	302.0
47.5°	619.9	607.4	589.3	570.9	553.9	524.3	495.8	464.5	431.1	394.5	357.9
50°	693.0	683.2	670.8	648.5	629.7	604.8	571.4	537.2	494.9	458.6	417.0
52.5°	755.1	747.5	730.0	714.2	697.3	673.8	644.0	611.2	565.6	525.7	478.4
55°	828.5	823.0	807.7	797.9	782.8	760.4	732.4	702.0	653.8	610.3	556.8
57.5°	948.6	944.4	931.0	926.9	912.1	892.5	858.1	825.6	769.2	715.2	654.0
60°	1147.7	1139.1	1119.5	1109.5	1078.2	1051.9	1007.2	962.5	894.4	825.6	752.0
62.5°	1360.9	1336.7	1299.4	1267.4	1223.0	1177.3	1117.6	1049.3	969.4	887.7	803.1
65°	1475.8	1434.7	1387.6	1336.7	1279.1	1212.0	1136.7	1054.8	969.0	882.7	793.3
66°	1488.9	1442.6	1392.6	1336.0	1272.0	1200.5	1124.1	1038.0	948.9	864.8	775.4
67.5°	1472.4	1423.9	1371.1	1308.3	1239.0	1164.9	1084.6	995.2	909.5	824.2	737.2
70°	1357.0	1308.8	1261.7	1195.5	1121.7	1047.1	971.1	871.2	790.0	711.6	634.2
72.5°	1083.7	1050.9	1004.3	947.7	875.8	788.3	725.0	635.6	565.1	489.1	429.2
75°	677.2	631.1	573.5	501.3	446.4	375.4	338.4	270.5	230.3	195.2	161.3
77.5°	346.3	311.6	271.2	230.6	191.6	152.9	118.3	83.6	56.4	39.2	29.2
80°	286.0	255.5	222.0	185.0	150.5	116.8	84.1	57.4	36.6	23.9	18.6
82.5°	236.3	210.5	180.7	146.2	116.4	91.8	63.8	41.6	25.8	16.7	13.1
85°	100.6	91.3	70.5	55.9	42.0	31.1	21.7	14.6	10.3	8.4	7.6
87.5°	4.3	4.8	4.5	3.6	2.6	2.6	2.4	1.9	1.9	1.9	1.9
90°	0.0	0.0	0.0	0.0	0.0	0.0	0.0	0.0	0.0	0.0	0.0



REPORT NUMBER: P162431

CATALOG NUMBER: ECM-F01-LED-E1-SL3-HSS-7030

CANDELA DISTRIBUTION (continued):

	80°	81°	82°	83°	84°	85°	95°	105°	115°	125°	135°
0°	37.5	37.5	37.5	37.5	37.5	37.5	37.5	37.5	37.5	37.5	37.5
2.5°	39.2	39.0	38.7	38.7	38.5	38.2	36.8	35.6	34.2	33.2	32.3
5°	40.9	40.6	40.1	39.9	39.4	39.2	36.1	33.5	31.3	29.6	28.4
7.5°	42.5	42.3	41.6	40.9	40.6	40.1	35.1	31.8	28.9	27.0	25.8
10°	44.7	44.0	43.3	42.3	41.6	40.9	34.2	29.9	26.8	25.1	23.9
12.5°	47.8	46.6	45.4	44.2	43.3	42.0	33.7	28.2	25.1	23.2	22.0
15°	51.4	49.7	48.3	46.8	45.2	44.0	32.7	26.8	23.7	21.7	20.3
17.5°	54.7	52.8	50.7	48.5	46.8	45.2	31.8	25.3	22.2	20.3	18.9
20°	59.5	56.6	54.0	51.4	49.0	46.8	30.3	23.9	21.0	18.9	17.4
22.5°	64.8	61.4	58.1	54.5	51.4	48.5	29.2	22.7	19.8	17.7	16.0
25°	71.5	67.4	62.8	58.3	54.7	50.9	27.9	21.5	18.6	16.5	14.8
27.5°	80.8	75.0	70.0	64.3	58.8	54.5	27.0	20.6	17.4	15.3	13.6
30°	93.4	85.1	77.2	71.0	64.5	58.3	26.0	19.4	16.5	14.1	12.2
32.5°	107.5	97.7	88.6	79.3	71.2	64.0	25.1	18.4	15.3	12.9	11.2
35°	125.0	112.5	100.4	89.6	79.8	70.2	24.1	17.4	14.3	11.7	10.0
37.5°	150.1	134.5	118.5	104.7	92.0	79.3	23.4	16.5	13.1	10.5	8.8
40°	184.5	164.4	144.8	125.9	109.4	93.7	22.5	15.5	12.2	9.6	7.9
42.5°	221.7	197.4	171.6	150.3	127.6	107.8	21.5	14.6	11.2	8.6	6.9
45°	268.1	237.8	206.5	177.5	149.8	124.3	20.6	13.6	10.0	7.6	6.0
47.5°	318.8	280.1	244.7	208.4	175.4	144.8	19.4	12.9	9.1	6.7	5.3
50°	370.9	330.0	285.3	244.0	204.8	165.4	18.2	11.7	8.1	6.0	4.3
52.5°	427.0	378.8	333.1	281.7	236.1	192.4	17.0	10.8	7.4	5.3	3.6
55°	498.5	444.5	390.9	333.3	278.4	223.7	15.8	9.6	6.5	4.5	2.9
57.5°	588.3	524.3	458.6	393.6	326.9	264.8	14.8	8.4	5.5	3.8	2.4
60°	673.1	598.3	518.8	444.0	368.7	296.3	13.4	7.4	4.8	3.1	2.4
62.5°	717.1	631.8	546.0	463.6	383.3	307.5	11.9	6.2	4.1	2.6	2.2
65°	706.3	619.4	536.2	453.0	374.4	300.4	10.5	5.5	3.6	2.4	2.2
66°	690.8	604.8	521.2	442.1	367.0	292.7	9.8	5.3	3.3	2.4	1.9
67.5°	656.9	573.7	493.9	420.3	346.7	278.1	8.8	4.8	3.1	2.2	1.9
70°	561.1	485.5	421.8	356.3	296.3	234.4	7.2	4.1	2.6	1.9	1.9
72.5°	371.3	320.0	277.4	238.7	199.5	154.8	6.0	3.3	2.2	1.9	1.7
75°	140.0	126.6	108.7	97.7	85.3	74.8	4.8	2.2	1.7	1.7	1.7
77.5°	24.9	22.9	20.3	18.6	17.2	15.8	3.8	1.4	1.4	1.7	1.7
80°	16.7	15.5	14.1	12.9	11.9	10.8	2.6	1.2	1.4	1.4	1.7
82.5°	11.9	11.2	10.5	9.6	8.8	7.9	1.7	1.2	1.4	1.4	1.4
85°	7.2	6.7	6.2	5.7	5.0	4.8	1.2	1.2	1.2	1.4	1.4
87.5°	1.9	1.7	1.9	1.9	1.4	1.7	1.0	1.0	1.0	1.2	1.2
90°	0.0	0.0	0.0	0.0	0.0	0.0	0.0	0.0	0.0	0.0	0.0



REPORT NUMBER: P162431

CATALOG NUMBER: ECM-F01-LED-E1-SL3-HSS-7030

CANDELA DISTRIBUTION (continued):

	145°	155°	165°	175°	180°
0°	37.5	37.5	37.5	37.5	37.5
2.5°	31.8	31.8	31.3	32.0	32.0
5°	27.5	27.5	27.2	27.5	27.5
7.5°	25.1	24.9	24.9	24.9	25.1
10°	22.9	22.7	22.7	22.7	22.7
12.5°	21.0	20.8	20.6	20.8	20.8
15°	19.4	18.9	18.9	18.9	18.9
17.5°	17.9	17.4	17.2	17.2	17.2
20°	16.5	15.8	15.8	15.8	15.8
22.5°	15.1	14.3	14.3	14.3	14.3
25°	13.6	12.9	12.9	12.9	12.9
27.5°	12.4	11.7	11.7	11.7	11.7
30°	11.0	10.5	10.5	10.8	10.5
32.5°	10.0	9.3	9.3	9.6	9.6
35°	8.8	8.4	8.4	8.4	8.4
37.5°	7.6	7.2	7.2	7.2	7.2
40°	6.7	6.2	6.0	6.2	6.2
42.5°	5.7	5.3	5.0	5.0	5.0
45°	5.0	4.3	4.1	4.3	4.3
47.5°	4.1	3.6	3.6	3.8	3.8
50°	3.1	3.1	3.3	3.8	3.8
52.5°	2.9	2.9	3.3	3.8	3.8
55°	2.6	2.9	3.3	3.6	3.8
57.5°	2.4	2.9	3.3	3.6	3.6
60°	2.4	2.6	3.1	3.6	3.6
62.5°	2.2	2.4	2.9	3.3	3.3
65°	2.2	2.4	2.9	3.3	3.3
66°	2.2	2.4	2.9	3.3	3.3
67.5°	2.2	2.4	2.9	3.3	3.3
70°	2.2	2.4	2.9	3.1	3.1
72.5°	1.9	2.2	2.6	3.1	3.1
75°	1.9	2.2	2.6	3.1	3.1
77.5°	1.9	2.2	2.6	3.1	3.1
80°	1.9	2.2	2.6	2.9	3.1
82.5°	1.7	2.2	2.4	2.9	2.9
85°	1.7	1.9	2.4	2.6	2.9
87.5°	1.4	1.7	1.9	2.4	2.4
90°	0.0	0.0	0.0	0.0	0.0

(END OF REPORT)